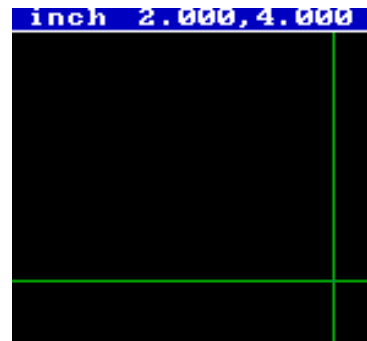
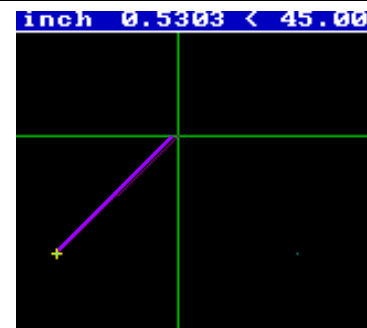


Crosshair coordinates/Tool coordinates/Motors status/Command line

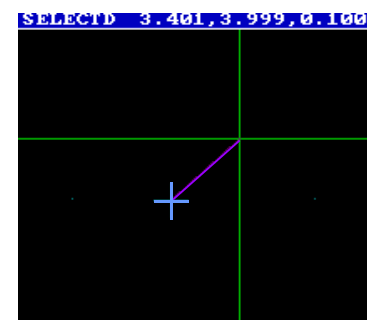
As the crosshair is moved on the black drawing area, the X and Y axis position is displayed on the blue bar at the top of the screen.



When you select a draw command and are moving the crosshair, the blue bar will change to the line length and number of degrees from the start point.



The top right blue bar displays the X, Y, and Z position of the machine cutting tool. The word "SELECTED" on the bar indicates that the stepper motors are energized and the machine is locked electronically into position.



The command line is at the bottom of the screen. It displays what the program is doing step by step. It is important to refer to the command line often as it will change with each selected command. Value settings are displayed on the command line as entered with the key-

