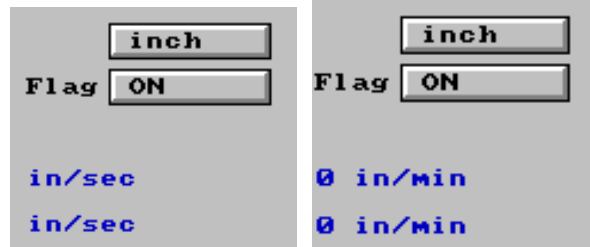


English-Metric Speed and Grid Settings

The “units” button at the top right corner selects the measurement system to be used. In this example, measurement is in inches. The blue lettering expresses machine speeds. The first expresses inches of movement per second. The second, inches of movement per minute.



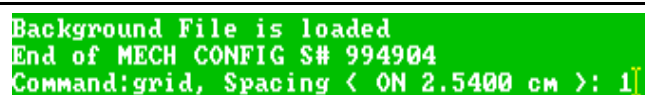
Millimeters per second.



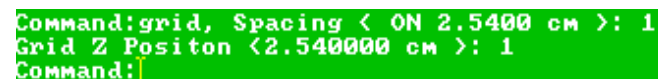
Centimeters per second.



If centimeters were selected, it would show on the blue line at the top of the screen. The grid must be set to centimeters. Select the “grid” command.



Type a value of 1 and press enter.



Again, type 1 for Z and press enter.

You can return to the inch unit base using the same procedure. After selecting “inch” on the configuration screen, select the “grid” command and type a value of 1 for XY and again for Z.