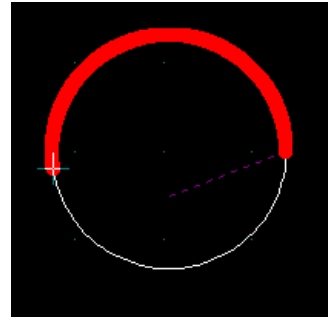


Configuration /Screen display/Port mode/Motion delays

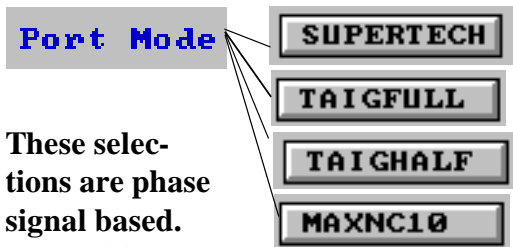
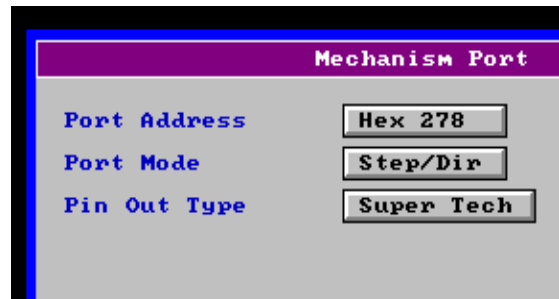
The display flag on the configure screen is the same command as the keyboard shift F2. During cutting, viewing tool movement may not be needed. Screen viewing, can at times, slow machine action.



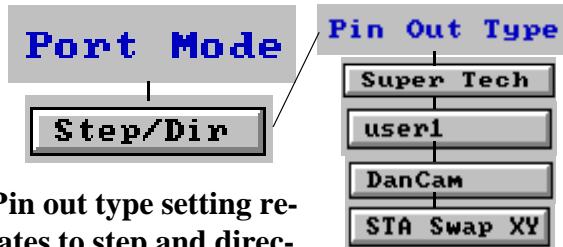
The top right corner button activates the port screen.

15 port addresses are available. The most commonly used are:

HEX 3BC
 HEX 378
 HEX 278



These selections are phase signal based. No additional selection is nec-



Pin out type setting relates to step and direction signals.



Selection of the "DELAYS" button on the configuration screen, makes possible the insertion of small time pauses between specific moves. Values are in milliseconds. (Continued next page)

